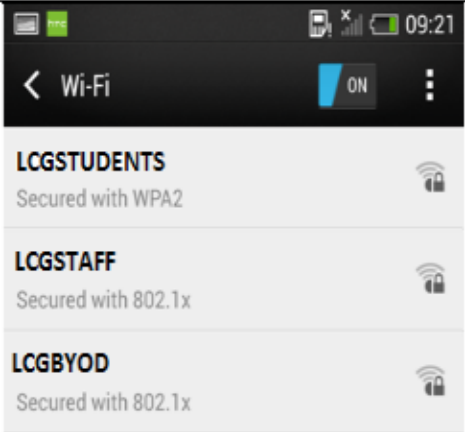
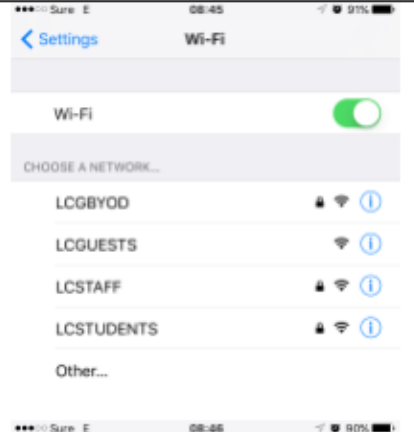
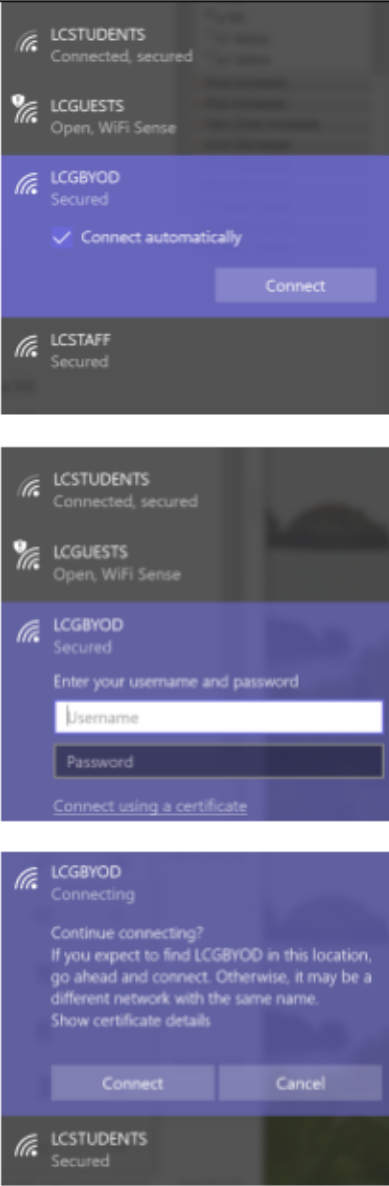


# Accessing the BYOD Network

LCGBYOD is for BYOD (Bring Your Own Device) and you need to enter the same username and password you use to login to the College computer network.

Android	iPhone	Windows Phone
 <p>Android Wi-Fi settings showing the LCGBYOD network. The network is secured with 802.1x. Below, the configuration for LCGBYOD is shown: Signal strength is Poor, Security is 802.1x EAP, EAP Method is PEAP, Phase 2 Authentication is MSCHAPV2, Identity is awade, and Password is masked.</p>	 <p>iPhone Wi-Fi settings showing the LCGBYOD network. Below, the password entry screen is shown with Username: nbougourd and Password: masked. A certificate warning for 802.1X is displayed with the message: "If you are asked to accept a certificate click trust."</p>	 <p>Windows Phone Wi-Fi settings showing the LCGBYOD network. Below, the connection screen is shown with fields for Username and Password, and a "Connect" button. A certificate warning is also shown with the message: "Continue connecting? If you expect to find LCGBYOD in this location, go ahead and connect. Otherwise, it may be a different network with the same name. Show certificate details."</p>

For Guests:

Please use the username and password that you have been provided with.

This can also be used to connect laptops, iPads and other devices